



ACPA
ARTS & COLLEGE
PREPARATORY ACADEMY

ANNUAL REPORT
2018-2019



OUR VISION


The **vision of ACPA** is to sustain a progressive teaching and learning culture that thrives on *safety, acceptance and inclusion, rigorous academics, a commitment to the arts, and college preparedness.*

The Arts & College Preparatory Academy

4401 Hilton Corporate Drive
Columbus, Ohio 43232

(614) 986-9974

artcollegeprep.org



“

ACPA is
creative.

”



WHO WE ARE

The Arts & College Preparatory Academy (ACPA) is a comprehensive public community high school in Columbus. Our mission—**our passion**—is to actively maintain a climate and culture that is based on a **trailblazing arts** and **college prep curriculum** in an environment that is **safe, inclusive, and progressive** for all our students and staff.

ACPA provides a tuition-free college preparatory education to approximately 400 9th-12th graders representing more than twenty different districts in Central Ohio. **ACPA proudly welcomes students from all socio-economic, racial, and religious backgrounds, and of all genders and sexual orientations.**

ACPA provides an **arts-focused curriculum** and believes in **active civic engagement** to make a positive contribution to the greater community. Combined, these principles encourage student investment in their own education. ACPA teachers serve varied learning styles and foster creative problem solving skills essential to student achievement and effective communication.

ENROLLMENT

Grade 9	102
Grade 10	100
Grade 11	90
Graduates	97


Total 389

“

ACPA is
unique.



”



DIVERSITY AT ACPA

The demographics of the ACPA student body are diverse; *ACPA proudly welcomes students of all socio-economic, racial, and religious backgrounds, and of all genders and sexual orientations.*

DEMOGRAPHICS

- 52% White
- 24.2% African-American
- 9.2% Hispanic/Latino
- <1% Asian
- <1% Native American
- 12.7% Multiracial
- <1% Pacific Islander

Special Education &
16% 504 Accommodations


Economically
50% Disadvantaged

62.2%

or our students identify as **gay, lesbian, bisexual, queer, questioning, or asexual.** (GLBTQ+).

14.4%

of our kids identify as **transgender or genderfluid.**



COLLEGE BOUND ACPA STUDENTS

Average ACT Scores

Grad Year	Composite	
	School	State
2014	21.7	22.0
2015	22.2	22.0
2016	22.2	22.0
2017	19.5	19.8
2018	20.6	19.4
2019	20.0	19.2

Four-year Graduation Rate

98.9%

The 4-year graduation rate state average is 85.3%.

Five-year Graduation Rate

100%

- 42.6% 4 Year College
- 23.5% 2 Year College
- 1.4% Apprenticeship Program
- 2.1% Military
- 2.8% Other
- 4.8% Year Off
- 3.7% Employed

ACPA's 2019 graduating class is attending the following universities: **The Ohio State University, Capital University, University of Cincinnati, Ohio University, Kent State University, Heidelberg University, Bowling Green State University, Columbia University, Arcadia University, Northwestern University, Pacific Northwest College of Art, Maryland Institute College of Art, and Central State University.**



ACPA earned **an overall grade of C** on the 2019 Ohio State Report Card.

ACHIEVEMENT DATA

End of Course Exams (EOC) are taken by students in the following courses at the end of each school year. ACPA met indicators in all but three subjects and significantly outperformed the state average in all but one subject.

	Percent of Students Who Are At Least Proficient and Higher	State Average	State Indicator Met?
Government	97.6%	77.7%	MET
U.S. History	90.8%	78.1%	MET
Biology	90.8%	73.7%	MET
English I	74.7%	68.3%	x
English II	93.8%	66.2%	MET
Algebra 1	52.3%	61.1%	x
Geometry	60.9%	50.1%	x
EOC Improvement	31.8%	29.0%	MET

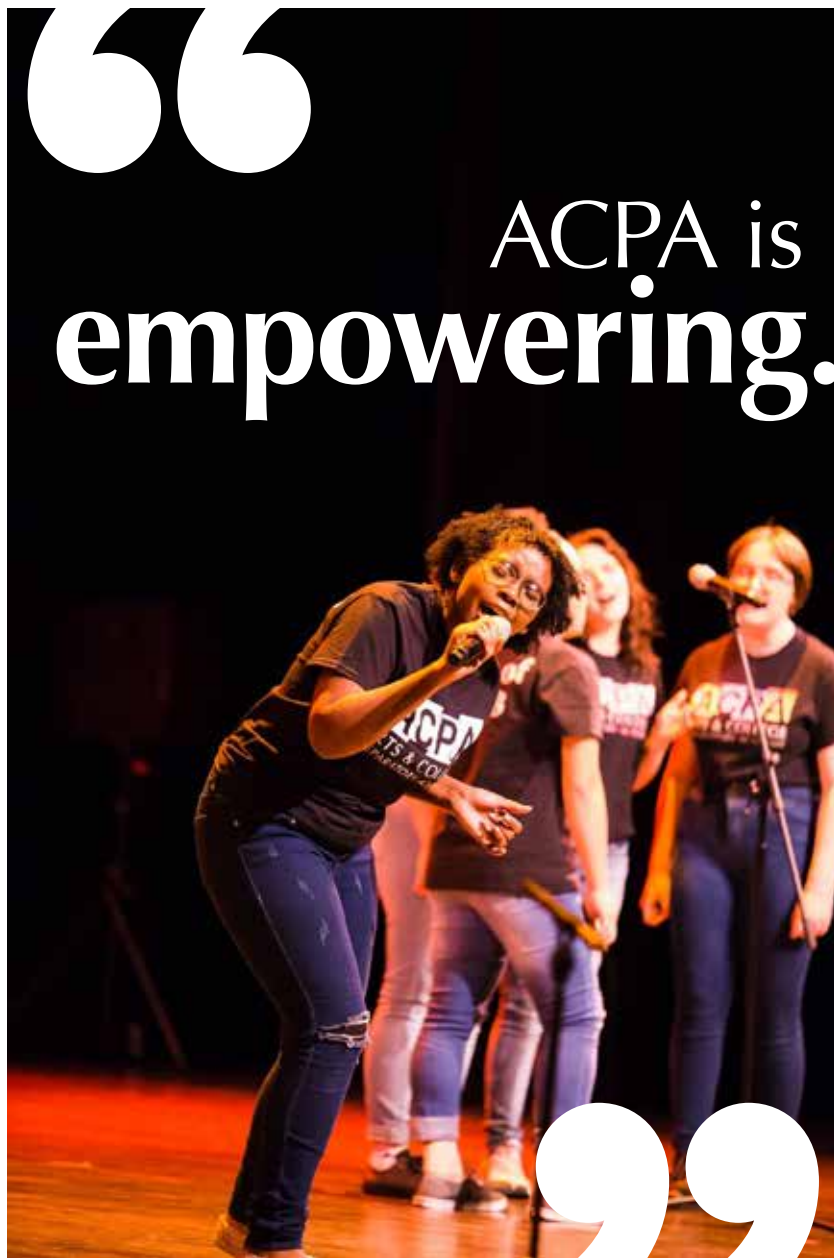
Performance Index measures levels of student achievement on the End of Course Exams. ACPA received **a grade of C** for Performance Index with **34.6% of scores in the accelerated or advance categories**.

	2017 Percentage	2018 Percentage	2019 Percentage
Limited	11.4	11.9	11.4
Basic	23.4	17.2	17.4
Proficient	35.4	36.9	36.4
Accelerated	17.5	23.3	20.7
Advanced	12.3	10.6	13.9

ACPA's full 2019 report card can be found at:
<https://reportcard.education.ohio.gov/school/overview/143610>

“

ACPA is
empowering.



”



FY19 FINANCIAL INFORMATION

ACPA is among **the 20% of community schools** with the **lowest operating expenditures per pupil**.

ACPA is among the **20% of community schools** with the **highest academic performance index scores**.

Beginning Cash Balance **\$1,938,158**

Ending Cash Balance **\$444,343**

Operating Revenue **\$3,627,900**

Operating Expenses **\$6,022,782**

Operating Spending Per Pupil ACPA spends 61.7% of its per pupil operating expenses on classroom instruction

Operating Spending Per Pupil **\$6,347** (State **\$9,721**)

Classroom Instruction **\$3,915** (State **\$6,583**)

Non-Classroom Spending **\$2,933** (State **\$3,137**)

Non-Operating Revenue and Expenses **\$2,851,169**



GRANTS AND PARTNERSHIPS

Notable Grants

Ohio Arts Council ACPA received four grants from the Ohio Arts Council to support programming for the 2019-2020 school year.

TeachArtsOhio (\$22,200) The Arts and College Preparatory Academy (ACPA) seeks funding from the TeachArts Ohio grant in order to implement a yearlong artist residency. The majority of the resident's time will be spent working with students and staff in the new 7th and 8th grade wing, set to open at the beginning of the 2019-2020 school year.

ArtsNext: Deeper Connection Series (\$9,527) Support the Deeper Connection Series, an expansion on the school's current guest artist initiative that includes curating 15 guest artist performances.

Arts Partnership: ACPA Arts Event Series (\$10,078) General Operating Support for arts events including Winter Vocal Concert, Band Lab Showcase, Improv and Fashion Show, Percussion Show, Spring Dance Concert, Spring Vocal Concert, Spring Variety Show, and Freshman Showcase.

SNAP Grant: Trailblazer Project (\$1,000) This grant will support the next installment of The Trailblazer Project, an experience where students use art as a means to communicate social commentary.

Ohio Council of Community Schools (OCCS) ACPA received a grant for \$27,780 in order to purchase more Chromebook computers. Thanks to this grant, ACPA now has a 1:1 student to computer ratio.

Individual Giving

ACPA raised \$3,950 from 27 different donors during the course of the 2018-2019 school year.

Event Partnerships

ACPA partnered with Equitas Health, Lehman Daman, Jeni's Ice Cream, WCBE, Ohio Council of Community Schools, and Mount Carmel in support of the many arts events put on throughout the year. Together, these organizations contributed more than \$10,000 in monetary and in-kind donations.



FACILITY EXPANSION

ACPA was one of four community schools in Ohio to receive a grant award in round two of the Ohio Facilities Construction Commission's Community Schools Classroom Facility Grant program. With the help of this grant, ACPA broke ground in the fall of 2018 on a new building to enable enrollment of 100 additional students in 7th and 8th grades. Middle school is a crucial time in development, and ACPA is excited to expand our program to serve younger students who need a safe and inclusive school environment. The facility expansion also includes a new cafeteria and performance space, and additional spaces for instruction and support services so that we can better serve all of our students.

Round 1 of this grant program was the first time that the state of Ohio offered facility funds to community schools through a competitive grant opportunity. ACPA was on a short list of schools eligible to apply for round 2. Our initial eligibility was based on specific school report card data determined by the Ohio Department of Education and therefore the result of the hard work of our entire community. Thank you to our students, families, staff and community partners for all your hard work and dedication in making this possible!

FACILITY Costs

\$1,879,346 Community School Classroom Facility Grant Contribution

\$1,600,000 Self-Help Credit Union Lender Contribution

\$1,195,153 ACPA Reserve Funds Contribution

\$4,674,499 Total Facility Expansion Cost



BOARD ROSTER

Nathan Aichele *Vice President, Grant Street Consultants*

Jami Goldstein *Vice President of Marketing Communications & Events, Greater Columbus Arts Council*

Sara Levitt (President) *ESOL Teacher and Business/Global Language Department Chair, Whitehall City Schools*

Kysten Palmore *Reentry Coalition Coordinator, Franklin County Office of Justice Policy & Programs*

Robert Vitale *Freelance Journalist*

SCHOOL LEADERSHIP

Anthony Gatto *Executive Director*

Richard Albeit *Middle School Principal*

Amanda Waluzak *High School Principal*

GG Howard *Founder, Enrollment Director*

COMMUNITY SCHOOL SPONSOR STATEMENT

The Ohio Council of Community Schools (OCCS) uses various methods to evaluate the school's performance including published tests and other academic scores such as the Ohio Department of Education Local Report Card and supporting data. OCCS regional representatives visit our partner schools regularly ensuring compliance with federal, state, and contractual requirements. The results of this monitoring for the 2017-2018 school year are published in the 2018 Ohio Council of Community Schools Annual Report, available after November 30 at www.ohioschools.org.

“ ACPA is joyful.”





THANK YOU

Thank you for your support!

ACPA relies on its students, parents, staff, board, community partners and sponsor to help define the climate and culture of the school. Without contributions from all stakeholders, ACPA would not be the **safe, colorful, progressive, empowering, inclusive home** that it is.

For information on how to support ACPA or make a donation, contact **Ben Shinabery**, Development Director, at shinabery@artcollegeprep.org or click **Growth Fund** or **Donate To ACPA** on our website, artcollegeprep.org.



ACPA is
family.